


Model RPC-US Series Convection Proofing Cabinet



**Available w/single door
or dutch doors
Tempered Glass Door/Doors
Full View**

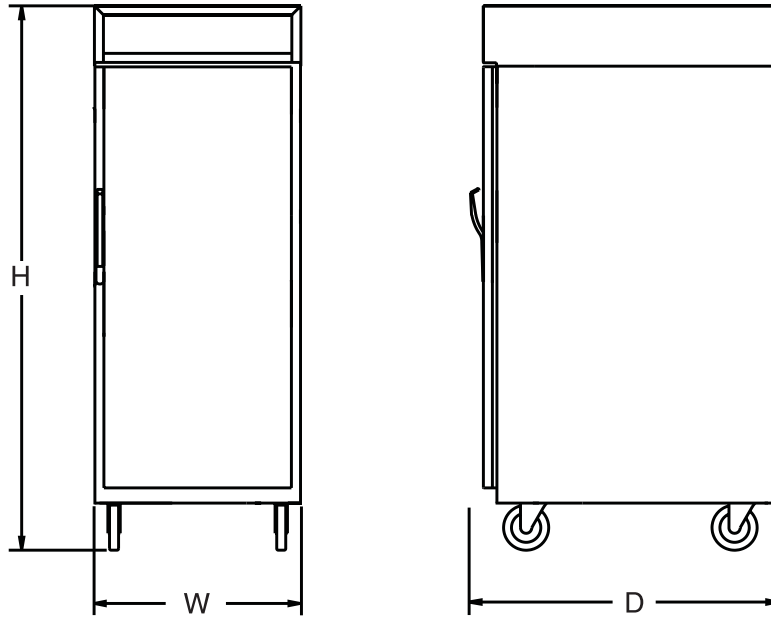
Performance Features


- **Whisper Touch™ Gentle Convection** produces the correct combination of heat and humidity for proofing.
- Non-insulated proofing cabinet that uniformly raises dough.
- Air and Humidity temperature range: 75°F - 200°F
- Adjustable pan slides on 3" spacing.
- Pan Capacity Single Door (17) 18x26x1 sheet pans or (34) 12x20x2½ pans, includes 17 pair of universal pan slides.
- Pan Capacity Dutch Doors (15) 18x26x1 sheet pans or (30) 12x20x2½ pans, includes 15 pair of universal pan slides.

Construction Features

- Self-contained power module for ease of service.
- Type 304 stainless steel body.
- Latch is magnetic/mechanical style.
- Long lasting, high temperature silicone door gasket.
- Four heavy duty, 5" swivel casters, two with brakes.
- Lift out oven interior for easy cleaning.





Model Number	Pan Capacity Per Proofing Cabinet Pan Spacing Per Proofing Cabinet RPC-US 3" Adjustable						Height (H)	Depth (D)	Width (W)	Shipping Wt. (lbs)	Volts	Total Watts Per Proofing Compartment	Total Amps Per Proofing Compartment	Hertz/Phase	Power Cord Plug (NEMA)
	18x26x1 Sheet		12x20x2 ^{1/2} Pan		13x26x2 ^{5/8} Basket										
	STD *	MAX	STD *	MAX	STD	MAX									
RPC-US Single Door	17	17	34	34	-		72 ^{1/4}	32 ^{3/8}	26 ^{1/2}	385	120	1900	16.0	50/60 1Ø	5-20P 
RPC-US Dutch Door	15	15	30	30											

Bidding Specifications

Royalton Model # RPC-US, proofing cabinet, non-insulated, all stainless steel construction, tempered glass door/doors and solid-state controls incorporated in the self-contained power module. Digital temperature readout.

Options

- Casters – Specials and Sizes
- Corner Bumpers
- Latch Magnetic/Mechanical w/Key Lock

* RPC-US body furnished with 17 sets of adjustable universal pan slides (single door) 15 sets of adjustable universal pan slides (dutch doors).